



Guild News

VOLUME XXIII NUMBER 4

APRIL 2004

President: Dan Browning
(205)979-3799

Vice President: Paul Mancill
(205)823-2195

Treasurer: Harold Phillips
(205)424-0819

Guild News: Nelda Kelly
(205)733-1258

Board of Governors:
James Armstrong
Cliff Daniels
Jim Lee
Bill Shivers
Chuck Solomon
Bill Thomas

Next Meeting
Thursday,
April 15, 2004
gather at 6:00 PM
meeting starts
promptly
at 6:30 PM

Don't forget your
Show and Tell items

Inside this issue:

<i>Spotlight Member,</i> Leonard Sanders	2
<i>March Meeting</i>	2
<i>Shop Visit with</i> Charlie Ard	3
<i>Woodturning Demo</i> <i>and Swap Meet</i>	3
<i>Annual Show Dates</i>	3
<i>July WoodCraft Demo</i>	3
<i>Meeting Directions</i>	3

A Message From Our President

Beginning Friday, April 30th we will begin a new series of informal workshops/training sessions/idea exchanges/bull sessions (you name it) at WoodCraft. Tom Nequette has graciously offered us the use of the shop at Wood-Craft on Fridays. The idea is to promote woodworking, not only in the Guild, but in the community.

Our plan is to meet at the shop for lunch (you bring your own lunch) around noon (or whenever you can make it). We'll spend some time just shooting the bull and getting to know each other. One of a few pretty good woodworkers will explain the project for the day and we'll get started working on it.

This is intended to be a fun learning experience for all involved. Everyone is invited to participate. This means all Guild members as well as friends and customers at WoodCraft. Make plans to join us and spend all afternoon, or whatever time you can afford. I plan to lead

the first of these sessions. Our first project will be an occasional table, with tapered legs, mortise and tenon joinery, a profile on top...more details at our meeting on April 15th.

This should be a great opportunity to get to know our members and hopefully learn some new woodworking techniques. There will be no cost what so ever to you unless you want to build your own table along with us. You will need your own materials for that.

I will have help from a couple of old pros for our first session (probably **Mike Key** and **Fred Baker**, etc.) The plan is for various members to lead sessions on different Fridays. Our bottom line objective is to have fun—so, grab a sandwich and drink and join us for whatever amount of time you can spare.

See you on April 15th
in Homewood.



April Program

The April program will feature Ken Riner, President of the Tannehill Wood Carvers Club along with several other carvers from that group. Ken will tell us about their group and then we will enjoy a demonstration of wood carving.

Some of the carvings from this group are on display at WoodCraft. If you have seen them, you have some idea of the outstanding quality of the

work done by this group.

This will be an interesting program and give our members an opportunity to learn about another woodworking group in our area.

Don't miss it!



An Old Member Tells His Story

I am probably the oldest, in year of age, of our Guild. Being in that position gives me a long memory of how and when I first discovered the smell and feel of wood. It was at Fairview Grammar School near the Alabama State Fairgrounds. The teacher was Mr. Morrow, and all the boys in the manual training class were in awe of his ability to handle hand tools (that was all we had) and create something from wood, such as bread boards and shoe shining boxes. This was in the early '30's, and Mr. Morrow wasn't paid very much at that time in our history, known as the depression. To supplement his income he resorted to moonlighting with a funeral home as a funeral director.

Now the scene is set for what I want to convey to you. It was that long ago that I was drawn to woodworking, and it is a shame the schools do not put any emphasis on crafts any more. My freshman year at Phillips High School I was required to select a minor subject, and I selected woodturning since that was the only woodworking class available. That got me started. The teacher was Mr. Wilshire, and during one of his lectures he admonished that a man is not a man if he doesn't carry a picket knife and I do until this day. In the intervening years I got married, served 38 months in the Navy, went to work for Alabama Power Company and ultimately bought my fourth house where, finally, I had a basement in which I could set up a shop. During this period from high school until 1971 I dreamed of owning a lathe and not being restricted to just a handsaw and a hammer. It didn't take me long to get started—about six months—on building a shop. It was about this time that Sears in downtown Birmingham had a turning demonstration, and I watched it for a while on my lunch hour. When I got back to the office I called the Sears manager, whom I knew, and asked if it would be possible to acquire the lathe that was used in the demonstration. He asked for a few minutes and then called me back to say the manager of the tool department would be expecting me to come get the lathe. Now, get this! I got the lathe, a set of six turning tools, a spur center, a live center and two face plates for \$85. Can you believe that? A friend of mine who could weld made me a bench out of angle irons providing a place to put a sheet of plywood for the top and for a shelf underneath. I was in

hog heaven. I think the first thing I turned was a candlestick and the second was a laminated bowl (turning blocks were not available in Birmingham at that time) and I guess you could say the rest is history.

That lathe was used until sometime in the early '80's when I got a Delta lathe with speed control (another period of hog heaven set in). From there it has been a steady advance in power tools. Through the advancement I now have two band saws, a table saw, a jointer/planer, a router table, a drill press, a compound miter saw, a table sanding machine (6"x48"), a 15" planer, a dust collection system (to which the major machines are connected), a scroll saw and finally a new lathe, I got for Christmas last year from WoodCraft. It is a Nova DVR 3000 (Digital Variable Reluctance) with a mini computer, swivel head and speed control, a beauty of a machine.

Needless to say, when I'm not on the golf course (three days a week) I am in my shop. I have made a lot of furniture for our home and would make some more but there isn't room for any more. I am now reduced to making the "little things" the ladies like such as candlesticks, trivets, carvings and stuff like that.

I bet you haven't gotten this far in reading this "tripe" because you probably got bored much earlier. For whatever it may be worth, however, you have my story, such as it is. I am sure many of you can tell a similar story about your progression to a shop that provides untold happiness for you. If you have learned at least one thing from this, I hope it is that no matter what kind of tools and equipment you have, or how much time you have to devote to your work, do as much as you can so that the smell and feel of wood is a constant reminder of why we have the Alabama Woodworkers Guild, the place where you can associate with men and women of like interests.

*The above was written by our former Guild News Editor, former President, and life member, **Leonard Sanders**. It sure is good to see and hear from him again!*

March Meeting

Our March program featured **Charlie Ard**, who showed us how to sharpen and use a hand plane. **Charlie** took a rough cut board and with his hand plane had the board ready for a finish in just a few minutes. Good program!

Show and Tell participants were **Lee Beadles** (two terrific doll cradles—hope to see some of those for our Toys Program), **Dan Browning** (a beautiful tiger maple mirror), and **Buddy Finch** (ornaments he had made). Good job guys! Is anyone else making anything? This ends our first quarter. The Show and Tell winner for the quarter will be awarded at the April meeting.

Shane Carter invited us to visit his new gallery opening April 1st on 7th Avenue and 23rd Street South, Birmingham. His gallery will show and sell hand crafted wood items. **Dan's** tiger maple mirror is going there to sale.

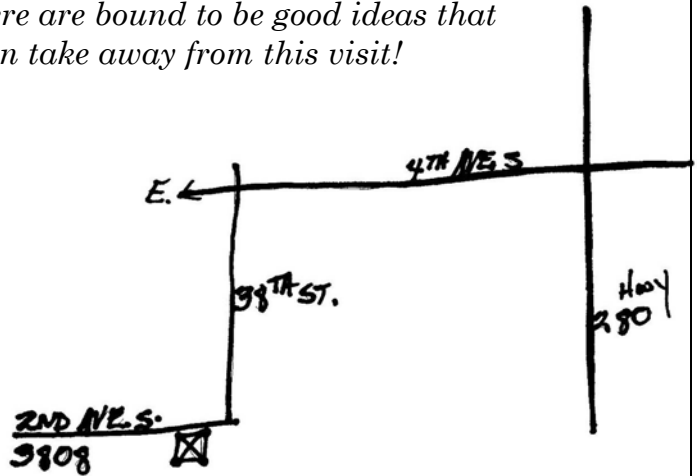
Charlie Ard's Shop Visit

We have been invited to visit **Charlie Ard's** newly built shop at 3808 2nd Avenue South, Birmingham, AL on April 17th.

There are bound to be good ideas that we can take away from this visit!

The tour starts around 9:00 AM. **Charlie** says he will have gumbo to share later in the day.

Come see the shop that **Charlie** designed and built when presented with the opportunity to start over with a clean slate.



First Annual Alabama Woodturning Demo and Swap Meet

The **Black Warrior Studio and Gallery** will host a wood turning demonstration and swap meet, sponsored by the Black Warrior Turners of Tuscaloosa on **Saturday, May 15, 2004 beginning at 9:00 AM.** Woodworkers from across the state are invited to participate. Bring your own woodworking related items to swap or sell. There will be woodworking demonstrations. Lunch will be available for a modest fee.

Directions: Take 20/59 west to Tuscaloosa. Take Exit 71B to I359 Northport/Tuscaloosa. Take the first exit and turn left on 35th Street. 35th Street will become 10th Avenue. Look for a blue metal building sitting back from the street (close to Academy Sports) at **2929 10th Avenue, Tuscaloosa, AL 205-758-8472 or 205-534-0750**

For more information contact Maurice Clabaugh at 205-553-6977.

WoodCraft Demo July 17th

Woodcraft on Hwy 119 in Pelham will host the Alabama Woodworkers Guild for a wood-working demo on July 17th, 2004.

You are invited to bring your woodworking projects to display during the month of July for viewer's choice cash awards. We will have demonstrations going throughout the day on the 17th and there will be hot dogs for lunch. Make plans to join us!

Dates for our Annual Juried Show are

October 23rd through 31st, 2004

At the Hoover Library

Meeting Directions:

Homewood Senior Center 816 Oak Grove Road
Homewood, AL

To Homewood Senior Center:
From I65 South, take the West Oxmoor exit, merge into center lane. Go through 2 lights. (see "From Both")

From I65 North, take the Oxmoor Road exit. Turn left. Go under interstate (3 lights).

From both: When in doubt, merge left. At the 3rd light (Florida Grill and Weygand Surveyors) take a left. Go to the black mail box and turn right into Senior Center property. The center has a green roof. (205) 943-0018

About Us

Alabama Woodworkers Guild Newsletter is published monthly for its members and other interested parties. Guild meetings are held monthly on the third Thursday at 6:30 p.m. at the Homewood Senior Center, 816 Oak Grove Road, Homewood, AL.

Information concerning the Guild may be secured by calling **Harold Phillips** at **205-424-0819.**

See our website at:
www.alabamawoodworkersguild.org
Contact our **Guild News Editor** at
nelbuz@msn.com.



WOODCRAFT³

Helping You Make Wood Work[®]

Directions

Take I-65 to Exit 246.
Take Highway 119 West (Cahaba Valley Road)
3/4 of a mile. We are located on the left,
in the Cahaba Valley Station.

Phone

205-988-3600

Fax

205-988-3612

Website:

www.woodcraft.com

e-mail: WC511@aol.com

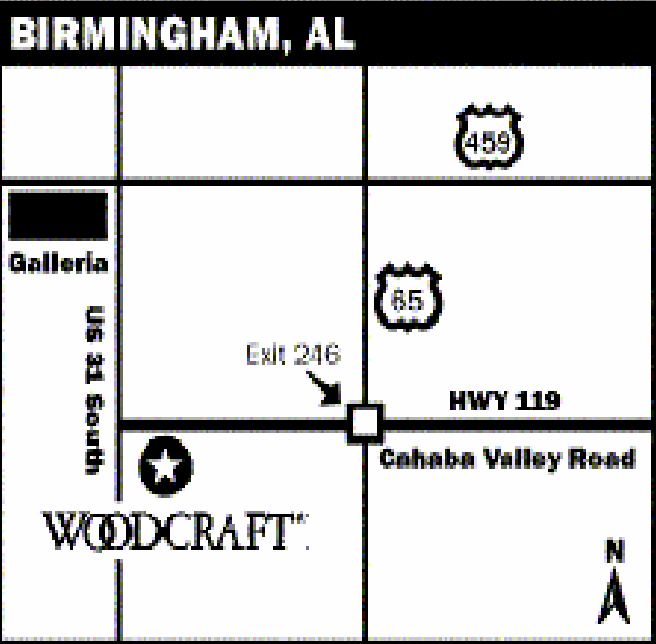
Store Hours

M - T - W - F: 9AM - 7PM

Th: 9AM-9PM


Sat: 9AM-6PM

Sun: Noon-5 PM



www.hardwoodweb.com
Thorsby, AL 35171
21444 U.S. Highway 31
WALK-INS WELCOME
Open 8 am - 12 pm Sat.
Open 8 am - 5 pm, Mon. - Fri.

Hardwoods, Inc.
Of Alabama
800-467-4160




*The Alabama Woodworkers Guild
P.O. Box 26665
Birmingham, AL 35260
Phone: 205-424-0819*

3021 4th Avenue South Birmingham, AL 35233
P.O. Box 12264 Local (205) 328-4300
B'ham, AL 35201 Call us Toll Free 1-800-289-SAWS
10% Off to all Guild Members.

SAW WORKS

JOS. THUSTON AND SONS