



## FROM THE PRESIDENT...

Gentlemen:

Our first year has come to a close and we are off to an even better second year. We learned a lot this first year. We had to feel our way along for awhile but now we should be able to go like gangbusters. We made some mistakes but we have most of them ironed out now that we have a computerized mailing list.

We have a lot of big plans for 1984. David Traylor and Richard Gilbert have taken over the responsibilities of 1st and 2nd Vice Presidents in charge of programs for our monthly meetings. They have some really good ideas for us and I'm sure we will really enjoy and learn from these programs. They have a tough job ahead of them especially after the fantastic job that Ed Snow did last year. Thanks Ed, for a job very well done.

If you were at the January meeting you know about the 15 minute question and answer session which took place. We plan to start each meeting with a similar session. If you run into problems in the shop this will give you a chance to get some help. Some other things we plan to do this year is have some "hands on" seminars, mini-meetings, field trips and shop tours. You can also look forward to a bigger and better newsletter.

We have some good ideas for the Guild this year but we need your help and support. We need your input, ideas, energy and help on our various Guild committees. Please fill out the enclosed membership form and return it as soon as you can. We need the information to help set up our programs for the year and to begin assembling a membership directory.

You will notice that the membership voted to increase the dues to \$20 per year. I hope that this will not pose a problem to anyone. We asked for this increase to be able to carry out our plans for the year. I'll guarantee that if you participate and support the Guild, you will get **way more** than \$20 worth.

The future of the Alabama Woodworkers Guild depends on YOU. We need YOU to sign up for committees. We need YOU to recruit new members. We need YOU to get

involved.

I look forward to seeing you at Acton Moulding in February. If you haven't been to Ronnie Acton's shop lately, you're in for a real treat. He has made a lot of changes that I'm sure you'll really like.

Till February, keep the chips flying.

Spruce McRee

## ...AND A HAPPY NEW YEAR

Since last month's newsletter was a low budget, mini-model, there was no opportunity to mention our Christmas gathering at Pelham High School. We met on a Friday night before Christmas and as previously announced the party was for Guild members and spouses/dates. It was certainly nice having all the women at our party making the gathering more of a family environment. There was plenty of wonderful food, snacks and treats and we certainly appreciate that you took the time to make such delicious treats with such short notice. After socializing a bit, we proceeded to give away an abundance of door prizes. These prizes were donated to the Guild by Acton Moulding and Millwork and Birmingham Saw Works. We thank the owners of these companies for their generous contributions. For those of you who couldn't attend, hold on for next year.

## **T**errific **& caps** **- shirts**

The Guild now has ball caps and T-shirts for sale with the Guild logo on it. They look really sharp. You can purchase them at the next meeting. Only \$5 for caps and \$6 for shirts.

## NEXT MEETING...

This month's meeting will be at Acton Moulding and Millwork. The meeting will be at 7:00 P.M. on Thursday, February 9. Along with a tour of Ronnie's improved shop he will have various carpenters there to explain to us the techniques of building stairwells and the like. Ronnie has an impressive setup at his shop and it will be worth your while to come. **PLAN TO ATTEND & BRING A FRIEND.**

Acton's advertisement in this newsletter contains a map of how to reach his shop in Helena.

Note: Officers & board members are urged to attend a 6:15 meeting at Acton's. Please be prompt.

## NEED A LITTLE CLASS?

A woodworking class for Alabama Woodworkers Guild members is being offered by Ray Paine at Pelham High. This class will cover basic woodworking, wood identification, plans preparation, use of tools, etc. For those people who already know many of these woodworking basics, this time can function as extra shop working time for you. The exact class format will be determined the first evening.

The class will be ten consecutive Tuesdays from February 14 on and from 6:00 - 9:30 P.M. The class must have 15 students minimum in order to begin.

The cost is just \$25 per student. This fee covers the cost of consumable supplies such as fasteners, glue, stains, paints and sandpaper. Large project wood must be supplied by the student.

For more information contact Ray Paine, 663-2600 (high school) or 664-1980 (home).

Add a little class to your woodworking skills.

## THE PEN'S POINT...

### Members:

Your newsletter is growing and getting more attention. Along with our Guild, the newsletter is "growing up" a little, too. We have some ambitious plans to make the newsletter something with useful content which you'd be really proud of. As Spruce said in his letter, we need help from you Guild members. We need people to help solicit advertisements from local tool and supplies vendors, cabinetmakers, hardware stores and the like. The Guild is organizing an advertisement committee. We'd like you to spend an hour or two a month to help sell an ad for the Guild. If you wish to become involved in this or any other activity, see Spruce McRee or myself.

We also need people to contact other clubs and national magazines to obtain permission to reprint their articles and suggestions. To boost membership and interest in the community, we will be printing posters with our logo on it to be distributed to various vendors, advertisers and other retail outlets. These projects along with contacting the media with public service announcements need some volunteers as well.

Before working on this newsletter, I had never done anything like this before. I have learned so much and met so many great folks by simply getting involved. I'm sure glad I did. How about you?

If you decide to give us a hand, just let me know.

Larry Aaron  
Newsletter Editor and  
Publicity Committee Chairman

## LOOKING BACK...

Last month's meeting was held at Pelham High School. The meeting began with our new "bull session" format led by Richard Gilbert. A lot of "links" were established for people looking for particular tools, supplies, tips, plans and so on. This worked out so well that we'll be continuing this as a regular feature of our meetings.

A recap of last year's expenses was presented to the Guild and a budget for the 1984 year was presented. The membership passed a \$20/year dues to go into effect immediately. The following announcements were made:

—Shopsmith is offering discounts on certain items to Guild members.

—The Guild may become involved in the Toys for Tots campaign having members build toys, get the items judged by kids and then donate the toys to the campaign.

—Tage Frid will be in Atlanta at Highland Hardware from February 21 - 23. Anyone interested in seeing this well-known wood-

worker/craftsman should call Richard Gilbert at 923-4022 (h) or 870-0148 (o) to make arrangements.

—The Guild has all back copies of Woodsmith magazine. These magazines are chocked full of plans for toys, furniture, etc. and are available at your request.

—Teak is available for \$3.99/bd. ft., 1350 West Bay Avenue, Newport, California, (714) 675-4759.

—A seminar on toolmaking and lamination for faceplate bowl turning will be given by Anden Hoogen on February 4, 1984. It will be in Kentuck Center, Alabama (near Tuscaloosa). The cost is \$25. For more information contact Richard Gilbert or Spruce McRee.

## ALABAMA WOODWORKING GUILD SPOTLIGHT...

Billy Lee was born and reared in McKenzie, Alabama. He served four years in the U.S. Air Force at S.A.C. Headquarters in Omaha, Nebraska, where he met his wife Cathy.

Billy is retired due to a physical disease, Ankylosis Spondylitis. His disease has caused his spine to fuse, completely preventing him from bending his back or turning his neck.

His interest in woodworking began about three years ago when he purchased a used bandsaw from a friend. Since then he has tackled many projects including a drop leaf secretary. Billy has learned to use his cane and special reachers for picking things up from the floor and for reaching things above shoulder height.

Billy will be very happy to provide assistance and suggestions to other handicapped people who might be interested in woodworking. If you know anyone who fits this category, please contact Billy at 663-7045.

Billy's tools include a bandsaw, radial arm saw, planer-jointer, stand drill, lathe, 8 inch table saw and other miscellaneous tools.



### ALABAMA LUMBER & SUPPLY CO.

4204 1st Avenue South  
592-6331

Soft & Hardwood Lumber  
Builders & Cabinet Hardware  
Ray & Ralph Zorn

## OFFICERS...

President:  
Spruce McRee, III (663-9453)

1st Vice President:  
Richard Gilbert (923-4022)

2nd Vice President:  
David Traylor (822-1044)

Secretary:  
Spruce McRee, Jr. (871-0237)

Treasurer:  
Billy Lee (663-7045)

## BOARD OF DIRECTORS...

Chris Lorish  
(823-0098)

James Ross  
(969-3925)

Ronnie Acton  
(663-0130)

Larry Aaron  
(595-7844)

Jim Stevens  
(987-0975)

Kerry McCalla  
(967-4556)

Tom Godfry  
(969-2617)

Note: Officers and board members are urged to attend a meeting prior to our regularly scheduled 7 P.M. meeting at Acton Moulding this month. The board meeting will begin at 6:15 sharp.



## SLICE OF LIFE...

Did you hear the story of the under-achiever child who grew up to be a highly skilled cabinet maker because he was always board in school?



## HAZARD PAY...

I am looking for a series of articles on safety for our "Hazard Pay" column in the newsletter. If anyone knows of a good source for articles or would like to write one or several articles (1 - 2 paragraphs each) please contact me.

Larry Aaron  
Newsletter Editor

## AN ABRASIVE SUBJECT...

This article is a continuation of a series of articles on wood finishing reprinted with permission of Mohawk Finishing Products, Inc.

### KINDS OF ABRASIVES

Abrasive papers for sanding are made of several different types of materials. The ones in most common use today are as described below:

a. *Flint* — an off-white mineral of the quartz family. While this paper is used to an appreciable extent by virtue of its low price, it is not recommended as one of the better mediums. The cutting edges are not clear and sharp when flint has a tendency to crumble in use.

b. *Garnet* — a semi-precious mineral, reddish brown in color. When crushed into grains it has hard sharp edges and corners. More durable than flint with much better sanding properties.

c. *Silicon Carbide* — man-made abrasive composed of silicon and carbon. When heat treated in an electric furnace, it is formed into blue-black crystals. May be used where desired in place of garnet. Very hard, sharp durable edges.

d. *Aluminum Oxide* — man-made abrasive reddish brown in color. Not as hard as silicon carbide but it is tougher and less subject to fracture.

e. *Emery* — mined mineral dull black in color. The cutting edges have a tendency to break down under pressure and it is therefore mixed with one of the other harder abrasives. Because it is usually applied to a pliable cloth backing the finer grits are used for the sanding of turnings, spindles and other round surfaces.

## CRAFTSMAN'S CORNER...

This month's tip shows four ways to erect a perpendicular to a straight line from a given point in that line.

In Fig. 1, with any radius from any given point A, in the line BC describe arcs cutting the line at B and C. Next, with a longer radius describe arcs with B and C as centers, intersecting at D, and draw the perpendicular DA.

In Fig. 2, from any point F above BC, describe a circle passing through the given point A and cutting the given line at D; draw DF, and extend it to cut the circle at E; draw the perpendicular AE.

In Fig. 3, let MS be the given line and A, the given point. From A, measure off a distance AB (4 feet). With centers A and B and radii of 3 and 5 feet, respectively, describe arcs L and F intersecting at C. Draw a line through A and C, which will be the perpendicular required. This method is used extensively by carpenters when squaring the corners of buildings, but they ordinarily use multiples of 3, 4, and 5, such as 6, 8, and 10, or 12, 16, and 20.

In Fig. 4, from A, describe an arc EC, and from E with the same radius describe the arc AC, cutting the other at C; through C, draw a line ECD; lay off CD equal to CE, and through D, draw the perpendicular AD. The triangle produced is exactly  $60^\circ$  at E,  $30^\circ$  at D, and  $90^\circ$  at A. The hypotenuse ED is exactly twice the length of the base EA.

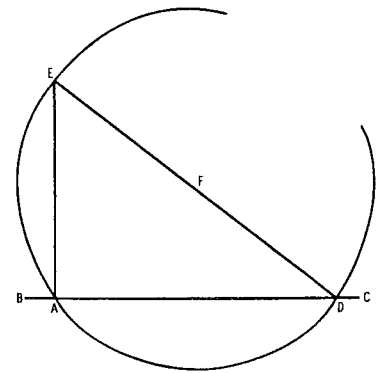


Fig. 2 — To erect a perpendicular to a straight line from a given point on that line, second method.

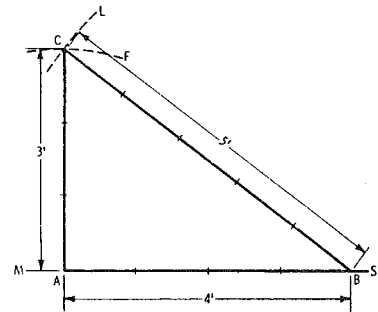


Fig. 3 — To erect a perpendicular to a straight line from a given point on that line, third method.

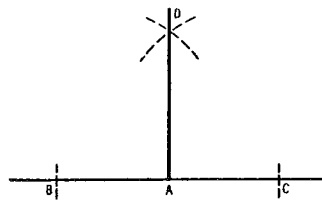


Fig. 1 — To erect a perpendicular to a straight line from a given point on that line.

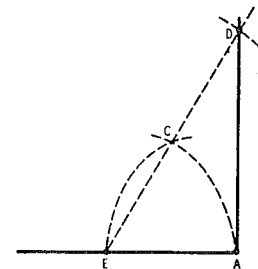


Fig. 4 — To erect a perpendicular to a straight line from a given point on that line, fourth method.

# FREE

information for the asking

Are you just hearing about the Alabama Woodworkers Guild?

Would you care to know more?

Just fill in and tear off this coupon. Then mail to the P.O. Box printed on the back.

Name: \_\_\_\_\_

Street \_\_\_\_\_

City \_\_\_\_\_ State \_\_\_\_\_ Zip \_\_\_\_\_

I am curious about the Guild. Please send more information and a newsletter.

I am interested in joining the Guild. Please send application form.

Other \_\_\_\_\_

# Moulding & Wood Products

STANDARD & CUSTOM

- Custom Cabinetry
- Fireplace Mantels
- Special Wood Doors
- Picture Frame Moulding

Birch, Fir & Oak Plywood  
Surfaced Hardwood Boards

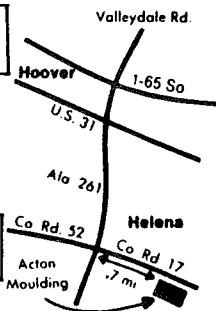
### WOODS AVAILABLE

- Pine • Birch
- Poplar • Oak
- Walnut, etc.

ALSO RANDOM  
LENGTHS & WIDTHS

663-0130

**ACTON MOULDING & MILLWORK**



## CHISELER'S CORNER...

Are you having a problem trying to buy, sell or trade something? Do you want help on a specific project? Having difficulty trying to locate a rare tool or supply?

Place an ad in our Chiseler's Corner column next month. Mail this form 2 weeks prior to the next meeting and your ad will be printed.

Want to  buy  locate  
 sell  swap

Describe item \_\_\_\_\_

Cost: \_\_\_\_\_

Your name & phone number: \_\_\_\_\_

Mail to: \_\_\_\_\_

Larry Aaron  
5617 12th Avenue South  
Birmingham, AL 35222  
or  
Bring this coupon to the next meeting.

### NEXT MEETING

Thursday, February 9, 7 P.M.  
Acton Moulding & Millwork

PLAN TO ATTEND - BRING A FRIEND


MOBILE BRANCH:  
Coastal Saw & Machinery  
901-D Butler Dr.  
Mobile, AL 36609  
(Local) 666-1180

MAIN OFFICE  
Birmingham Saw Works  
910 North 28th Street  
Birmingham, AL 35203  
(Local) 252-9737  
Ala. WATTS 1-800-292-4032

# BIRMINGHAM SAW WORKS



The Alabama Woodworkers Guild  
P.O. Box 327  
Pelham, AL 35124



111RG

Michael Henderson  
4759 Wine Ridge Lane  
Birmingham, AL 35244