



Guild News

VOLUME XXX NUMBER 05

WWW.ALABAMAWOODWORKERSGUILD.ORG

MAY, 2011

President: **Monta King**
(205)664-7444

Vice Pres: **Dwight Hostetter**
(205)678-7661

Treasurer: **Walter Barnett**
(205)933-9207

Secretary: **Dan Langford**
(205)967-6378

Webmaster: **Brian Stauss**
(205)987-9997

Guild News: **Cheryl May**
(205)824-0176

Board of Directors:
Eddie Heerten
John Lawson
Robert McClure
Bill Newman
Preston Lawley
Lynn Smith

Toy Co-Chairs: Ralph Hardwick
Lynn Smith

Show Chair: John Lawson

WEC Shop Managers:
Cliff Daniels
Bill Shivers

Librarian Eddie Heerten

PRESIDENT'S MESSAGE

It is our sincere hope that all of you came through the April 27th storms with little or no damage or injury. Many, of course, were not so fortunate. My daughter-in-law is an ER nurse at Children's Hospital and wants me to pass along how much they appreciate all the wooden toys the Guild has provided. She says it has really helped the children they have treated to keep their mind off their injuries, all the tornado damage and fear associated with what they are going through. Many thanks to our "Toy Group"!! You matter more than you realize...

If you would like to get involved further by volunteering here is a partial list of volunteer organizations. More information can be seen at the following web site: <http://www.abc3340.com/story/14533026/neighbors-in-need-donation-information>

Volunteer Information:

- United Way's Hands on Birmingham - <http://www.handsonbirmingham.org>
- Volunteers in Tuscaloosa are asked to register at St. Matthias Episcopal Church on Skyland Boulevard
- Volunteers in Calhoun County must register at the Ohatchee Police Department
- Volunteers in Concord must register at the YMCA on 4th Avenue South
- Webster's Chapel leaders are looking for volunteers with vehicles who can distribute supplies to tornado victims. Volunteers should go to the Webster's Chapel Fire Station
- Habitat For Humanity - <http://www.habitatbirmingham.org/>

Next Meeting Saturday,

May 21, 2011

(Always the 3rd Saturday)

Pre-meeting 9:30 to 10 am

Meeting 10 to 11 am

Lunch immediately after.

See page 2 for details

**Don't forget your
Show and Tell**

Inside this issue :

May Program	2
Education News	2
Lynn Smith aboard the "Comfort"	3
Annual Show	3
Giri by Wayne Burris	4
WEC News	5
Announcements & Sponsors	6
WEC Calendar	7



I want to thank Dwight Hostetter and Tom Surtees for the "Silent Auction" held at I... The event was very well attended and not only helped the Guild raise a little money but helped us clean out our shops of tools not being used.



Don't forget...Our May meeting will be at D... promises to be a very interesting meeting and well worth the trip! (Directions later in the Newsletter)

Monta

MAY MEETING

The May meeting will be held in Springville, AL at the gallery and shop of Dean & Sharon Black. The meeting is scheduled to start at 10:00 am. It takes approximately 45 minutes to get there from Birmingham.

Driving directions: I-59 N to Hwy. 174 (exit 154). Go left on Hwy 174 to 4-way stop. Turn left onto Hwy. 11. Gallery and shop is ½ mile on right. Phone: 205-467-7197



Blackwood Gallery & Studio, Springville, AL

Dean has done extensive turning and casework for the Birmingham Museum of Art, Birmingham Botanical Gardens and other local establishments. He will be showing us around his shop, demonstrating various tools and some of his specialties in woodworking and metal working and other ventures. Some of his specialties include rifle stocks, woven metal belt buckles, etc. Dean has a couple of industrial size lathes which can handle large porch columns in his shop, you are in for a real treat.


Dean says there is a good barbeque place down the road that delivers and we can order lunches from there, if anyone is interested. We estimate lunch will cost somewhere around \$7 to \$10 per person.

Dwight

Education Activities Report

The Fundamentals of Woodturning class is now complete and was a big success. A couple of the 12 students have already purchased their own lathes as a result of the expert guidance and inspiration from Cliff Daniels and Troy Stroud. Cliff plans to teach a follow up class later this year. Watch for future announcements.

The next scheduled class will focus on Hand Cut Dovetails. It will be taught by Eddie Heerten and Walter Barnett beginning May 28th. This class will be taught on three successive Saturdays and cost only \$50.00. The class will provide instruction in tool sharpening, dovetail layouts and cutting techniques. There will be plenty of time for hands-on practice with personalized coaching. The class requires a minimum of six students and surprisingly, we do not yet have that many



people signed up. Don't miss this opportunity to learn one of the most time honored skills in woodworking. Follow up classes are being discussed that would utilize these skills in a project building exercise. You can sign up at the May Guild meeting or contact me at 205-602-2740 for more information.

After the Dovetail Class we will begin the summer break and not schedule additional classes until late summer or early Fall. Experience has taught us that people have so many competing activities during summer months that summer class schedules are a challenge. Work safely this summer and don't hard part get work of which check out the Workbench Class. You could win it at the June meeting!

Robert McClure



The workbench class has been a hard part of work of which check out the Workbench Class. You could win it at the June meeting!

t h



EDGE believes everyone can have safe drinking water



Our own Lynn Smith, co-leader of our toy building team (and pictured second from the left) is on a five week humanitarian trip aboard the U.S. Naval ship "Comfort" to learn to purify their drinking water on this trip when he returns. For more information go to: <http://www.edgeoutreach.com>

Alabama Woodworkers Guild Annual Show

The annual Alabama Woodworkers Guild show is coming and the show is set again for October. The start date is October 22, 2011. That is a Saturday and registration will start at 10:30 am. The show will run all the next week including Saturday. All entries can be picked up on Sunday, October 29th.

A reception will be held from 6:00pm to 8:00pm on Monday October 24th to honor the participants in the show. We hope every member of the Guild will attend this reception to view all the entries and please, bring your family or friends with you

A big thank you and congratulations to all who enter entries and had a great show, let's see if we can help members, this is a great way to show off your first projects. Do not be intimidated about entering the show, that's why we have a beginner category and it's your first time.

You have over five months left to get your entries ready. If you need ideas or some help on your project ask someone at the next meeting and I believe you will find advice on most anything you can think of.

Last, the Guild has been asked to display some of their work as art downstairs during the entire month of October and upstairs during November. I believe this is a great honor for the Guild and look forward to seeing who will display their work.

John

Giri By Wayne Burris

Several months ago my girlfriend, Rachel, asked me if I didn't have one in her classroom. I told her I would and she said she was going to be a big project for me. The biggest I had ever undertaken, as a matter of fact. Before this project, the only substantial one I had done was a cedar Adirondack deck chair and that was done in a class at Woodcraft in Indianapolis, IN. That was about 5 years ago. I wanted to make something that Rachel could have and use for the rest of her life.



I spent a few days coming up with a design, racking my brain trying to make sure I didn't miss anything. I knew I wanted to use cherry wood because it was my favorite wood to work with and Rachel liked it as well. I enjoy the smell cherry wood releases into the air when it is machined, the color variations in it, and the grain patterns usually remind me of rippling water. I also knew I wanted to incorporate some molding with a leaf motif I had seen in one of the big box home improvement stores.



After I was mostly comfortable with my design (I was still making adjustments if I don't make a design and making adjustments if I don't make a design) I went to the guild to buy some wood and get to work. I spent some time sorting through the cherry boards and found what I thought was enough wood for my project, filled out a wood purchase form and dropped it and a check into the box in the Guild kitchen.

That's about when the learning started. I knew I didn't have a jointer so I thought I would just do what I could on the planer while I was waiting. I was stopped, thankfully, by a couple of Guild members (Bob Moore and Buzz Kelly if I remember correctly. Thanks guys!) who had been watching me about to ruin my new pile of cherry boards. They told me I should run the boards through the jointer first; otherwise any kind of twist, wind or the like would stay in the board. If they hadn't stopped me I would have a nice pile of s

I ended up finishing out the day at the shop by just cutting my boards to rough length on the miter saw. My nerves were a little shaky from having almost ruined all of my lumber. The next time I came back up to the shop I ran into Bill Newman who walked me through the process of getting my lumber ready to use. At the end of the day, Bill gave me his card and told me to give him a call if he could help me out any more or if I wanted to use his shop during the week. That same day Eddie Heerten helped me glue up a few panels, teaching me a trick of running alternate faces of my boards on the jointer so the edges would join nicely.

I called Bill a few days later and ended up spending several weeks working in his shop and learning something new from him every time I went there. Some days we worked on the podium for a couple of hours, other times we worked 8+ hours on it. Bill took me under his wing and walked me through the entire build, sharing tips and correcting my design and method errors. I learned from Bill over these weeks. Thanks Bill!

Bill helped me understand wood movement and how to allow for it in a design. I had several solid cherry panels in my design but hadn't allowed for the wood to contract. If I built the podium like I had originally planned, it would have eventually torn itself apart because of that. I had never really used a hand plane but I got to use one more than a few times in this project. I

was introduced to a plethora of new techniques, tools, and shop tips. I ended up only hitting a couple of snags on the project but there wasn't anything that was unfixable to dry-fit. Luckily, that was easily remedied by trimming the attachment of the casters to the bottom correctly. That was fixed by building a sub-frame and attaching it to the underside of the base of the podium.



I did some carving on 2 of the panels, burned a poem on the underside of the panel that became the lid to the upper box. I also turned a couple of 3/4 round pillars for the front of the podium and pulls for the lid. I made the pillars out of glued-up cherry blanks and the knobs out of walnut. Eddie Heerten really helped me understand the lathe work I had to do. Thanks Eddie! I really stretched my skill level with this project and I heartily recommend you do the same on your next project. If I had just gone with what



I knew I would have never even attempted many aspects of this project. It would have been plywood all the way and I would have ended up nearly as nice as it wouldn't have learned very much at all.

A while ago a guest presenter at one of the Guild meetings, Billy Sims, asked us all what it was about woodworking that we loved. I didn't come up working so I sat in silence and listened to the responses that came from the other guild members. One of the things that I love most about woodworking is being exposed to the techniques and teachings of the people who have gone before me. To me, that's something that exists when people can come together, regardless of backgrounds, and share knowledge. The individuals benefit, the craft benefits, the Guild benefits. There is a Japanese term that is used to describe the kind of debt and obligation that *gira* and *studens* owes to a possibly repay. I owe this sort debt to Bill and several other people that have taken time out of their lives to help me better myself. A big thanks to Bill, Bob, Buzz, Eddie and everyone else at the guild that takes the time to pass on some shop wisdom to others!



Comfort Bucket

There's a bucket sign in table at each of our meetings. That bucket is there for you to put in a couple of bucks for *h \ Y \ I Wc a Z c f h \ c Z \ U] b [\ U* to meet. Those contributions help to defray the costs of heating, air conditioning, refreshments, and paper products. There was a time when we met in a warehouse without any of these amenities and at the convenience of others. Be grateful!

WOODWORKING EDUCATION CENTER (WEC)

We still need to push the shipping container to the back edge so a ramp for the lawn mowers can be built. The gasoline fumes are very strong inside the container so we are looking at installing some type of vent in the ceiling.

We would like to remind you that our lumber prices are the best in town, so buy your lumber at the WEC.

The " Walker Turner " band saw but has now been replaced and is back in service. Also the Buffalo band saw is back in service after replacing both trunnions on the table.

A better stove has been installed in the kitchen thanks to a donation by member Martin Fischer. The old stove is available to anyone that might want it.

I noticed that someone brought some short logs and left them on the ground south of the storage container. I think it is a good thing to have turning stock at the WEC, however it should not be left on the ground. First it is in the way of our members that cut the grass and secondly it will rot if left on the ground. It should be put on the concrete slab west of the storage container.

Cliff Daniels

Guild Patrons

We are very fortunate to have the following patrons who support the Guild. They are excellent suppliers of products or services in the local area that provide monetary support or allow us to use their various facilities for Guild functions:

J.R. PREWITT & ASSOCIATES, INC. Independent Insurance Agent— Founded in 1974, J. R. Prewitt & Associates, Inc. is a family owned agency that has grown to one of the largest firms in the Birmingham area. Representing over a dozen insurance carriers, the agency provides a full spectrum of insurance services to over 3500 clients. From individuals to multi-state corporations, the agency prides itself on it's result of unparalleled customer service. Contact us for your personal, business, or professional insurance needs. 2146 Highland Ave. South, Birmingham, AL 35205 Telephone (205)-933-9207 FAX (205)-930-0450

THE AWARDS & ENGRAVING PLACE is a full service engraving shop, offering both laser and flatbed rotary engraving. We engrave directly on wood, glass, plastic, and a variety of coated metals. We offer plaques, glass and acrylic wards, trophies, interior signs and name badges. We have been in business in Hoover since 1987. Contact Ken Murer, The Awards & Engraving Place, 1883 Hoover Court, Hoover, Al 35226, (205)-823-7676 fax(205)-822-1111

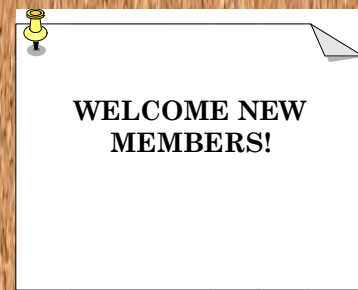
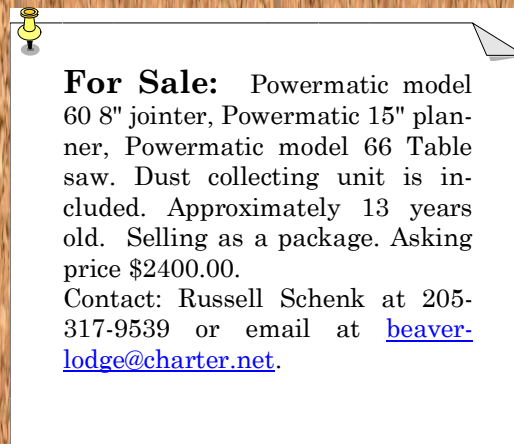
AFFORDABLE WOOD TOOLS by Paul Varden
Wood Lathe accessories to fit any size wood lathe. Screw Chucks, Face Plates and Tool Rest. General Machining also Available
Paul Varden-Master Machinists-35 years of experience
7029 Dickey Springs Road H-205-428-9945
Bessemer,AL 35226 C-205-908-9945
email-paul2010@directv.net

MAX TOOL, INC. is a distributor of cutting tools, abrasives, MRO and machine shop supplies. Founded in 1985, we are located in Birmingham, Alabama. Max Tool represents the product lines of many of industry's foremost manufacturers from around the world.. 119 B Citation Court, Birmingham, AL 35209
(205)-942-2466 www.maxtoolinc.com

SARA'S TAX SERVICE
100 Foust Avenue, Hueytown, AL 35023
205-497-4020 Fax 205-497-4011

K'M TREE AND CLEARING Firewood, stump removal, trimming, topping, dangerous tree removal. 24 hour emergency storm service. 205-965-2821

SNOW'S SHARPENING SERVICE Ed Snow can take care of all of your saw blade sharpening needs. You can leave and pick up your blade at Woodcraft or you can contact Ed at 205-218-1885 or redsnow_3@hotmail.com



WEC MAY/JUNE CALENDAR

Sunday	Monday	Tuesday	Wednesday	Thursday	Friday	Saturday
22[21] 1:00pm - 5:00pm Eddie Heerten	23	24	25	26	27	28
					9:00am - 1:00pm Randall Robertson 11:00am - 3:00pm OTH Gang - Toys 1:00pm - 5:00pm Troy Stroud - Supervisor 5:00pm - 9:00pm Mike Key	Handcut dovetails class 900am - 400pm 9:00am - 1:00pmMike Key 1:00pm - 5:00pm Pat Bush
29[22] 1:00pm - 5:00pm Pat Bush	30	31	1 <u>Jun</u>	2	3	4
			6:30pm - 7:30pm AWG Board Meeting (J R Prewitt & Associates, 2146 Highland Avenue South)		9:00am - 1:00pm Ron Powell 11:00am - 3:00pm OTH Gang - Toys 1:00pm - 5:00pm Ron Powell 5:00pm - 9:00pm Mike Key	Handcut dovetails class 900am - 400pm 9:00am - 1:00pm no supervisor 1:00pm - 5:00pm no supervisor
5[23] 1:00pm - 5:00pm Brian Stauss	6	7	8	9	10	11
					9:00am - 1:00pm Randall Robertson 11:00am - 3:00pm OTH Gang - Toys 1:00pm - 5:00pm Troy Stroud - Supervisor 5:00pm - 9:00pm Mike Key	Handcut dovetails class 900am - 400pm 9:00am - 1:00pm no supervisor 1:00pm - 5:00pm no supervisor
12[24] 1:00pm - 5:00pm Brian Stauss	13	14	15	16	17	18
					9:00am - 1:00pm R Hardwick 11:00am - 3:00pm OTH Gang - Toys 1:00pm - 5:00pm R Hardwick 5:00pm - 9:00pm Eddie Heerten	8:00am - 9:00am Monthly pre- meeting (Woodworking Education Center) 9:00am - 11:30am Monthly Guild Meeting (Woodworking Education Center) 9:00am - 1:00pm Bob Moore 1:00pm - 5:00pm Bob Moore

Directions:

Take 65 to Exit 246
Take Highway 119 West (Cahaba Valley Road)
3/4 of a mile to US 31. Turn right on US 31 and travel north approx. 0.3
mi. Our store is on the right (east) side of US 31. Our new address is:
2215B Pelham Parkway, Pelham , AL 35124

Phone
205-883-6000
Fax
205-988-3612

Website:
www.woodcraft.com
e-mail: WC511@aol.com

Store Hours
M-T-W-F: 9AM-7PM
Th: 9AM-6PM
Sat: 9AM-6PM
Sun: Noon-5 PM

About Us

Alabama Woodworkers Guild Newsletter is published monthly for its members and other interested parties. Guild meetings are held monthly on the third Saturday at 9:00 a.m. at the Woodworking Education Center, 10544 Hwy 17, Maylene, AL 35114
Information concerning the Guild may be secured by calling **Walter Barnett, Treasurer at (205) 933-9207**.
Our Webmaster is **Brian Stauss**. See our website at: www.alabamawoodworkersguild.org or www.awwg.info
Contact our **Guild News Editor** at cmemay2@aol.com.

www.hardwoodweb.com

Walk-Ins Welcome
180 Airview Lane
Alabaster, AL 35007

Open 8am-5pm, Mon. - Fri.
Open 8am-12pm Sat.

800-467-4160



The Alabama Woodworkers Guild, Inc.
P.O. Box 26665
Birmingham, AL 35260