

Guild News

VOLUME XXIII NUMBER 3

MARCH 2004

President: Dan Browning
(205)979-3799

Vice President: Paul Mancill
(205)823-2195

Treasurer: Harold Phillips
(205)424-0819

Guild News: Nelda Kelly
(205)733-1258

Board of Governors:
James Armstrong
Cliff Daniels
Jim Lee
Bill Shivers
Chuck Solomon
Bill Thomas

Next Meeting
Thursday,
March 18, 2004
gather at 6:00 PM
meeting starts
promptly
at 6:30 PM

Don't forget your
Show and Tell items

Toy Wheels for Sale

Inside this issue:

Library Notes	2
Missing Library items	2
Board Meeting Notes	2
2004 Annual Show	3
Questionnaire	3
Scroll Saw Tips	3
Meeting Directions	3

A Message From Our President

Spring is a wonderful time of the year! I open my shop doors and enjoy the birds chirping and the breeze blowing — as they say, “It don’t get better than this.”

Things have been great for the Guild over the last few months. Our membership has continued to climb and participation at our annual meeting has increased greatly. This is, I believe, a reflection of the increased interest in wood-working in the Birmingham area. That interest continues to develop as our organization grows. And growing we are!

This year we’ve had two outstanding programs (both by accomplished craftsmen who are also Guild members **Chuck Solomon** and **Nelson Brooks**) with great participation, expanded our library

and planned for future monthly programs as well as a couple of one day seminars to further develop our wood-working skills.

All of this doesn’t just happen, we have a great group of board members who spend a considerable amount of time talking about, debating and making those decisions necessary to make our organization what it has become today.

I am proud of the group I work with and ask that you pat them on the back when you see them and say “THANK YOU”.

March Program

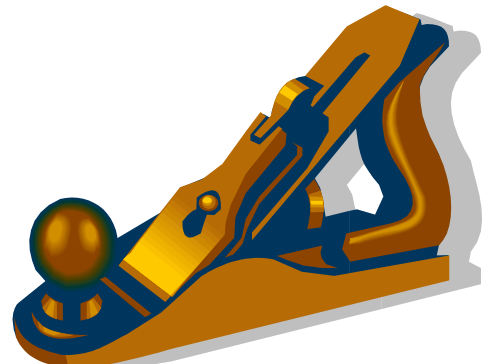
Have you ever tried to use a hand plane and had it gouge and tear out the grain or cut an ugly groove? Using a hand plane is a skill, just like cutting dovetails or carving.

Our March presenter is a past president of the Guild and one of the most talented craftsmen I have ever met, **Charlie Ard**. One of **Charlie's** favorite tools is the hand plane. He has used planes for various projects from table tops to pencil post bed posts.

Charlie will discuss and demonstrate both the use and the care of

hand planes. He will even show us a plane he has made himself. This program will be both informative and interesting.

Don't miss it!



Library Notes

While the library has been somewhat out of service during our move, having our periodicals in storage and getting settled in our new home; still a lot has been accomplished. We have added about eighteen volumes to our hardback collection; we have also added eleven videos including five to complete the Marc Adams Collection.

Give a big "Thank You" to **Frank Jones, Harold Phillips** and **Dan Browning** for building our new bookcase!! (Also thank those folks who came by **Dan's** shop to assist with the prep for finishing.) The case was completed and delivered to Homewood Senior Center at the time of our last meeting. Most of our periodicals have now been placed in the new cabinet and are ready for check out. (Thanks to **Bill Shivers** and **Jeff Bishop** for their hard work!)

Our library is located in the game room of the Homewood Senior Center at the end of the hallway in front of the receptionist desk. The library is open on the

honor system before, during and after our regular meetings. Should you need access at other times, the receptionist has the keys to both cabinets. Checkout procedures are posted so be sure to fill out the card correctly.

By the generosity of our members, we almost have a complete collection of Fine Woodworking! We are missing copies Numbers 14, 16, 136,146 and 158 through the current issue, Number 169. Please check your copies and donate the needed ones, if you can part with them. You may be aware that a complete set is quite valuable and will be a real asset to our Guild. Also, we have about half of the ones needed for a second set. If completed, the second set could be sold as a fund raiser for the Guild so let us have your unwanted copies.

There will be a few copies of unneeded magazines on the back table at our next meeting. Please take any you wish.

Items Missing from the Library

We are very fortunate that the number of volumes in our library have increased due to the contributions of our members. Unfortunately, several items are missing! Please check to see if you might have some items that you forgot to sign out.

The missing items are:

Marc Adams Video, Cabinets - Part 2

Books on Toys

Animated Toys/Wakefield
101 Quality Toys You Can Make
Making Old-Time Folk Toys
Wooden Toy Projects for the Home Craftsman
The Great All-American Wooden Toy Book
American Folk Toys, How to make Them
Scroll Saw Pattern Book
Scroll Saw Puzzles Patterns

*Should you have any of these items, please return them or complete a card. If you are finished with them and are returning them, let **Bill Shivers***

Board Meeting Notes

The Guild Board Members voted to send flowers in case of the death of a member or an immediate family member of a member. Sometimes we get the information after the funeral has been held. Please contact a member or the board should you be aware of such an event.

Now that we are in our new comfortable, heated, and cooled location, we pay each month to rent our meeting space. You will find a comfort bucket on the table by the entry door at each of our meetings. A small donation toward defraying the cost of the rental is most appreciated. Just drop in a dollar or two as you pass by if you can. **Harold Phillips** usually has some change if you need it.

Shop tours will begin again in April with a visit to **Charlie Ard's** new shop. (More details next issue.)

Buddy Finch is willing to store your toys if you have time to make them now but no place for storage.

Cliff Daniels is continuing to take toy patterns for our book. A disappointing number (4) of contributors so far. ***Come on guys, I know each of you has at least one reproducible plan!***

Nelson Brooks did an outstanding job on his presentation to the Guild in February. Thanks, Nelson!

Thanks also to our show and tell participants: **Buddy Finch** (2 turned bowls, a butterfly and picture holder), **Ronald Dunn** (maple and purple heart night stand), **Allen Dunn** (mantel clock of alder and purple heart), **Leonard Sanders** (scroll saw plaque of cats), and **Cliff Daniels** (3d scroll saw replica of the Guild logo).

If you get to Atlanta any time soon you should plan a visit to the Museum of Design. A featured exhibit entitled "Talking Furniture Design: The Language of Contemporary Southeastern Artisans" runs March 5th through August 21st. There are 18 artists exhibited including Michael Gilmartin (the judge for our 2003 show) and former President Jimmy Carter.

Annual Show

Subject to approval by the Director of the Hoover Library, our annual show will be October 23 through October 31, 2004 at the Hoover Library.

We annually have a week long show displaying the work of members. A qualified independent expert judges the work. The items entered in the show are separated into various classes and skill levels determined by the participant from the list of categories and skill levels below.

Skill levels: Beginners, Intermediate, Advanced and Masters

Categories judged by skill level: Traditional Furniture, Contemporary Furniture, Wood Turnings and Small Objects

Categories judged as open skill levels: Wood Carvings, Shop Tools/Jigs and Toys.

Ribbons are awarded for the first, second and third place for each category/skill level and a Best of Show ribbon is award based on the vote of show attendees. We welcome items for display only.

The last two shows have been outstanding even though member participation has been only 25-30%. In an effort to find a way to improve the participation percentage, at the next Guild meeting we will ask you to complete the following questionnaire. We will have copies on hand but have included it here to give you time to think about the responses. Your input will be very helpful in determining what changes we need to make to improve the quality and participation in the show. Please take time to respond thoughtfully to the questions.

Show Questionnaire

Did you not participate because the show was judged?

Did you not participate because of the classes and skill levels?

Do we need specific guide lines for skill levels and definitions of categories?

Did you not participate because of the location of the show?

Do you think the show is open too long?

Should we ask other organizations to participate in the show or have the show exclusively for our Guild?

Would you like the show at another time of the year or on a different date?

Would you like the show at the same time each year or vary the time from year to year?

What about the show would you like to see changed?

If you did not participate, is there any change that could be made that would encourage you to participate?

Do you think we should have a show at all?

Scroll Saw Tips

Cliff Daniels shares the following additional tips as a follow up to his article from February.

If you are cutting real hard wood (white oak for example) or thick wood and you get burning, try putting packaging tape over the pattern and then make the cut. This tape will absorb some of the heat and reduce and sometimes eliminate the burning.

If you have ever cut Plexiglas on the scroll or band saw you probably found that it welds itself back together behind the cut. To practically eliminate this put duct tape on the Plexiglas then put the pattern on top of the tape.

Meeting Directions:

Homewood Senior Center 816 Oak Grove Road
Homewood, AL

To Homewood Senior Center:

From I65 South, take the West Oxmoor exit, merge into center lane. Go through 2 lights. (see "From Both")

From I65 North, take the Oxmoor Road exit. Turn left. Go under interstate (3 lights).

From both: When in doubt, merge left. At the 3rd light (Florida Grill and Weygand Surveyors) take a left. Go to the black mail box and turn right into Senior Center property. The center has a green roof. (205) 943-0018

About Us

Alabama Woodworkers Guild Newsletter is published monthly for its members and other interested parties. Guild meetings are held monthly on the third Thursday at 6:30 p.m. at the Homewood Senior Center, 816 Oak Grove Road, Homewood, AL.

Information concerning the Guild may be secured by calling **Harold Phillips** at **205-424-0819**.

See our website at:

www.alabamawoodworkersguild.org
Contact our **Guild News Editor** at
nelbuz@msn.com.



WOODCRAFT[®]

Helping You Make Wood Work[®]

Directions

Take I-65 to Exit 246.
Take Highway 119 West (Cahaba Valley Road)
3/4 of a mile. We are located on the left,
in the Cahaba Valley Station.

Phone

205-988-3600

Fax

205-988-3612

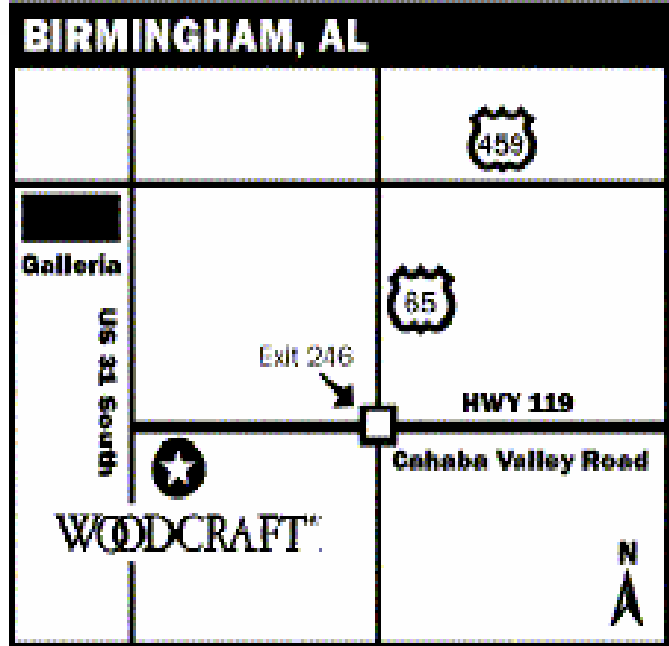
Website:

www.woodcraft.com

e-mail: WC511@aol.com


Store Hours

M - T - W - F: 9AM - 7PM
Th: 9AM-9PM
Sat: 9AM-6PM
Sun: Noon-5 PM



www.hardwoodweb.com
Thorsby, AL 35171
21444 U.S. Highway 31
WALK-INS WELCOME
Open 8 am - 12 pm Sat.
Open 8 am - 5 pm, Mon. - Fri.

Hardwoods, Inc.
Of Alabama
800-467-4160




The Alabama Woodworkers Guild
P.O. Box 26665
Birmingham, AL 35260
Phone: 205-424-0819

SAW WORKS
3021 4th Avenue South Birmingham, AL 35233
P.O. Box 12264 Local (205) 328-4300
Bham, AL 35201 Call us Toll Free 1-800-289-SAWS
10% Off to all Guild Members.

JOS. THUSTON AND SONS